

9'-4 1/4" [112 1/4"]

9'-8" [116"]

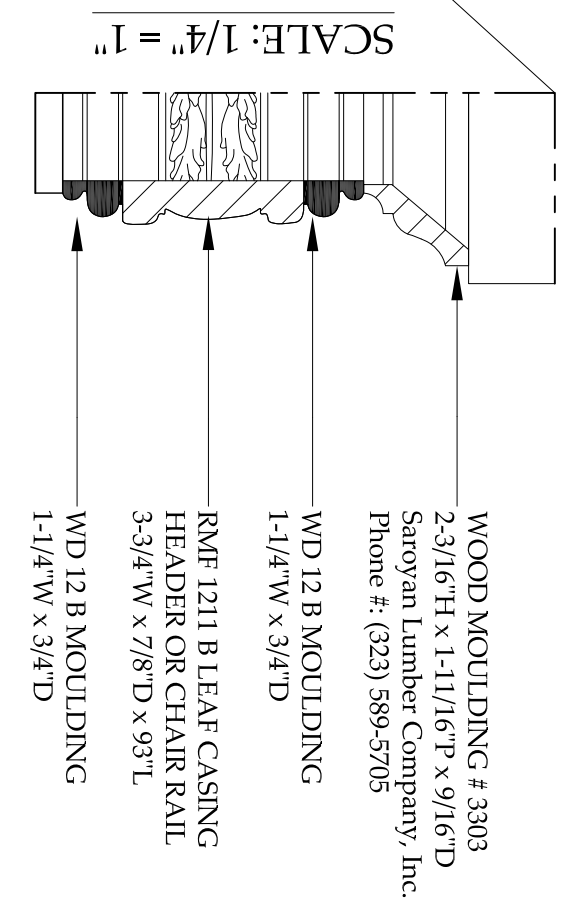
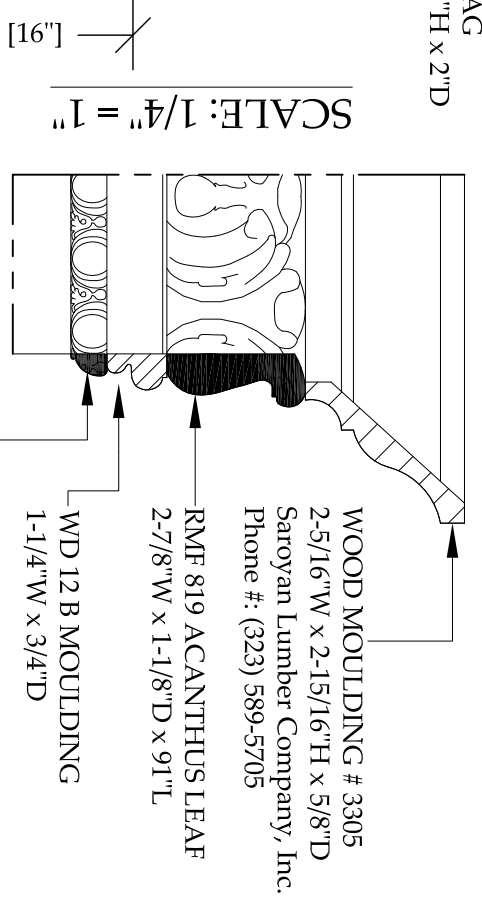
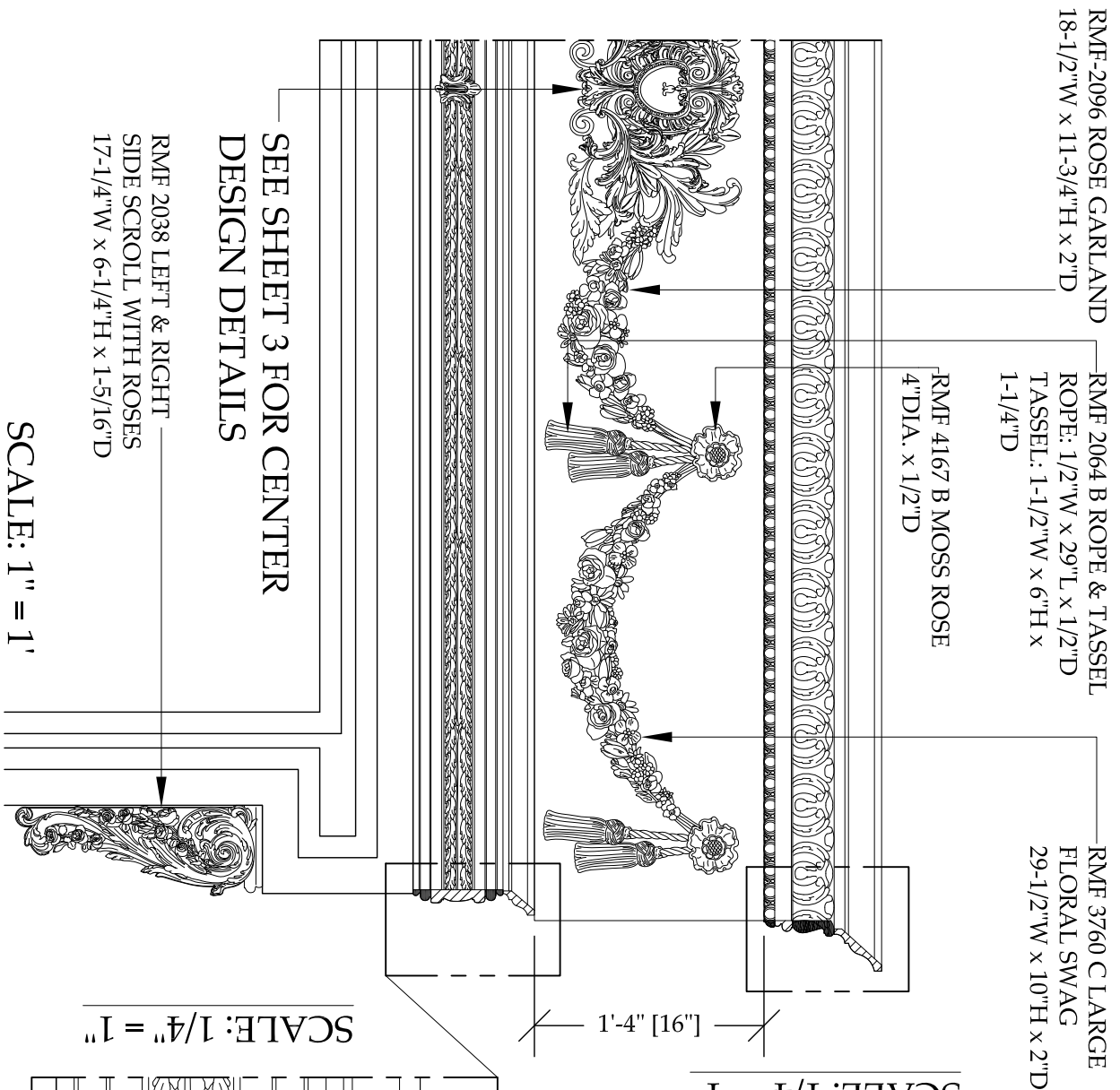
SCALE: 1" = 1'

*J.P. Weaver Company*

Horizontal Panel Design #14  
RMF 20941 Cartouche & 3760 C

FAX: (818) 500-1798 941 AIRWAY GLENDALE, CALIFORNIA, 91201 TEL: (818) 500-1740  
WWW.JPWEAVER.COM & design@jpweaver.com

& 2096 Swags, Sht. 1/1




*J.P. Weaver Company*

Horizontal Panel Design #14

RMF 20941 Cartouche & 3760C  
& 2096 Swags , Sht. 2/3

FAX: (818) 500-1798    941 AIRWAY GLENDALE, CALIFORNIA, 91201    TEL: (818) 500-1740  
WWW.JPWEAVER.COM & design@jpweaver.com



RMF 3725 LEFT & RIGHT, SCROLL  
7-1/2"W x 9-1/2"H x 3/4"D

RMF 20941 CARTOUCHE CENTERPIECE  
22"W x 12"H x 1-7/8"D (AT LEAF TIP)  
1" AVERAGE THICKNESS

RMF 2376 LEFT & RIGHT, SCROLL  
3-1/8"W x 7-3/4"H x 3/4"D

SCALE: 1-1/2" = 1'

*J.P. Weaver Company*

Horizontal Panel Design #14

RMF 20941 Cartouche & 3760C

& 2096 Swags, Sht. 3/3

FAX: (818) 500-1798

941 AIRWAY GLENDALE, CALIFORNIA, 91201  
WWW.JPWEAVER.COM & design@jpweaver.com

TEL: (818) 500-1740